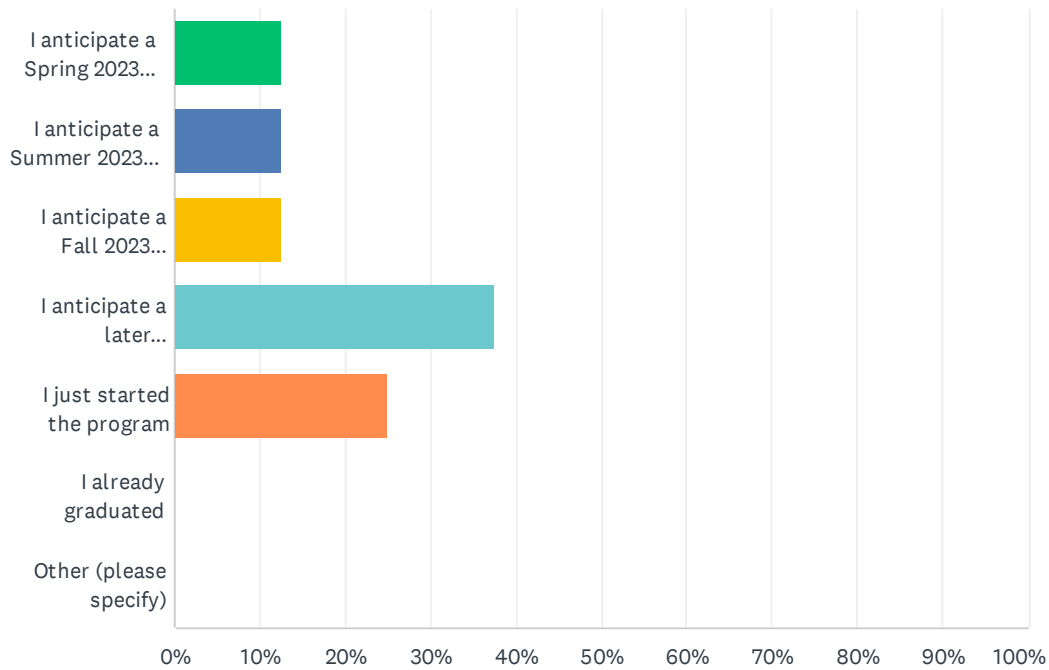


Q1 Which best describes you?

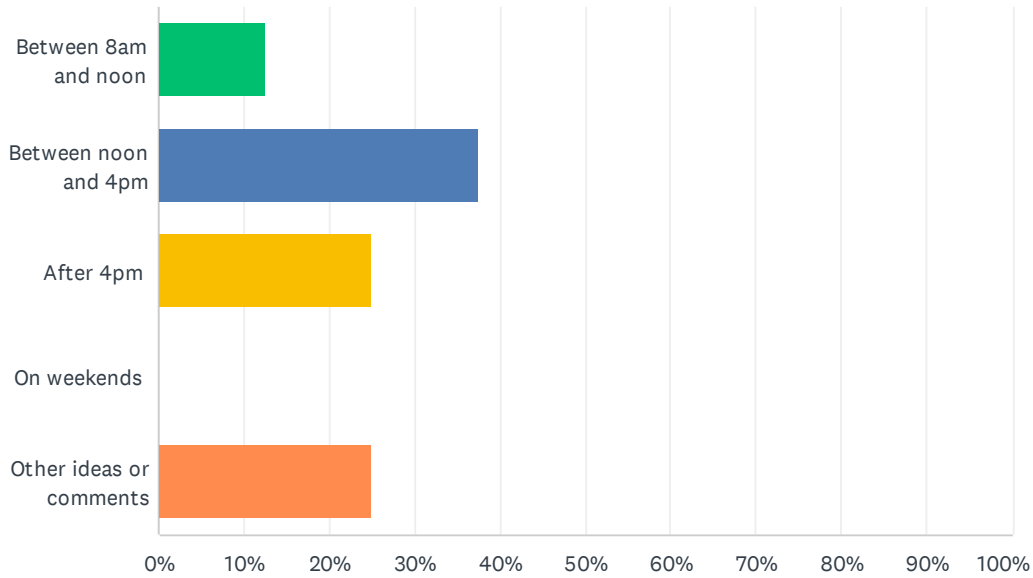
Answered: 16 Skipped: 0



| ANSWER CHOICES | RESPONSES | |
|---------------------------------------|-----------|-----------|
| I anticipate a Spring 2023 graduation | 12.50% | 2 |
| I anticipate a Summer 2023 graduation | 12.50% | 2 |
| I anticipate a Fall 2023 graduation | 12.50% | 2 |
| I anticipate a later graduation | 37.50% | 6 |
| I just started the program | 25.00% | 4 |
| I already graduated | 0.00% | 0 |
| Other (please specify) | 0.00% | 0 |
| TOTAL | | 16 |

Q2 Generally, it would be an improvement if classes were offered:

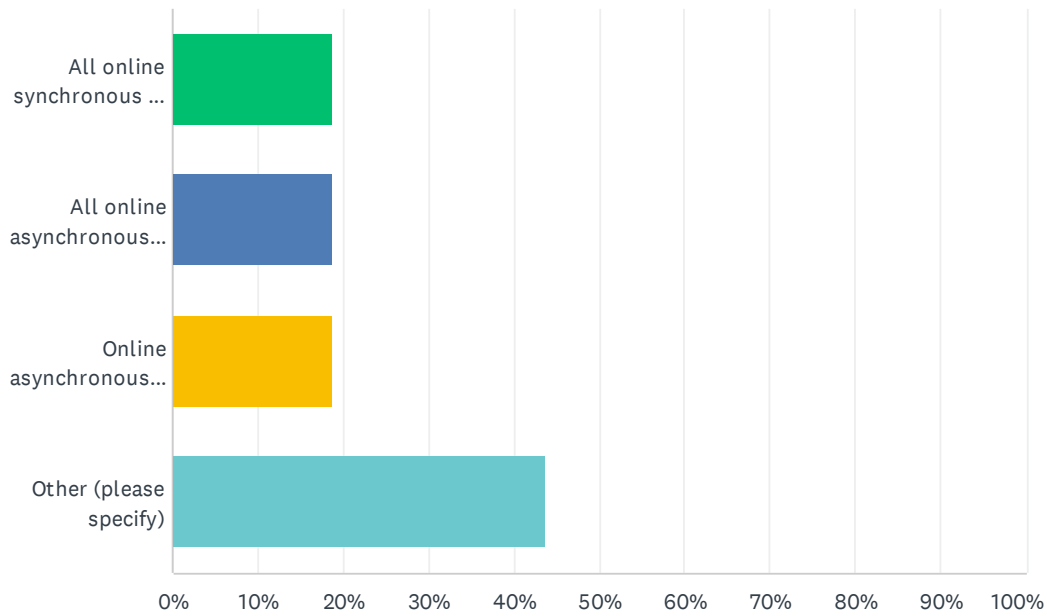
Answered: 16 Skipped: 0



| ANSWER CHOICES | RESPONSES | |
|-------------------------|-----------|-----------|
| Between 8am and noon | 12.50% | 2 |
| Between noon and 4pm | 37.50% | 6 |
| After 4pm | 25.00% | 4 |
| On weekends | 0.00% | 0 |
| Other ideas or comments | 25.00% | 4 |
| TOTAL | | 16 |

Q3 Generally, it would be an improvement if classes were offered:

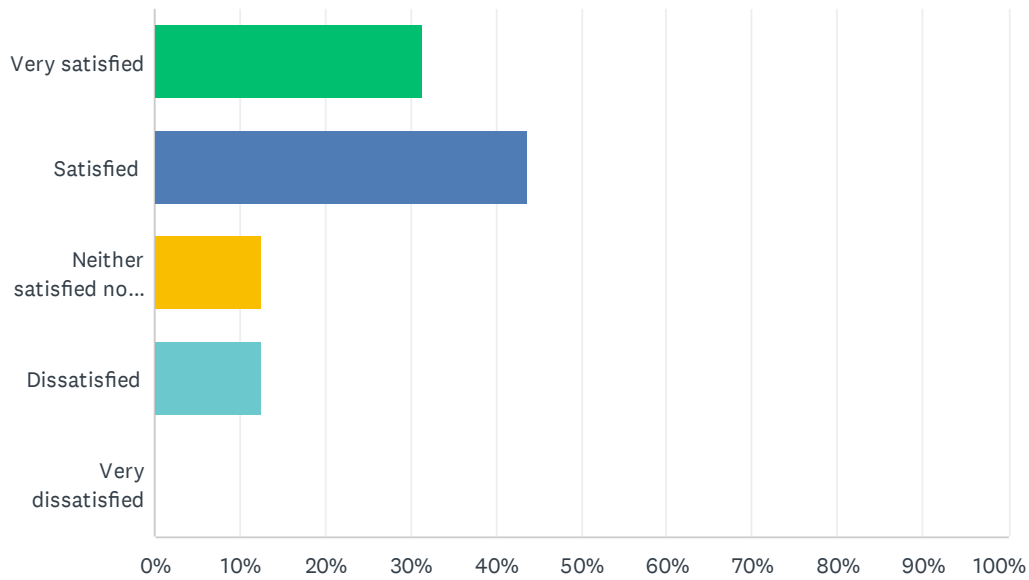
Answered: 16 Skipped: 0



| ANSWER CHOICES | RESPONSES | |
|--|-----------|-----------|
| All online synchronous (live lecture, set time) | 18.75% | 3 |
| All online asynchronous (lectures recorded, anytime) | 18.75% | 3 |
| Online asynchronous with a once per month on campus meeting (Hybrid) | 18.75% | 3 |
| Other (please specify) | 43.75% | 7 |
| TOTAL | | 16 |

Q4 Counseling principles and process.

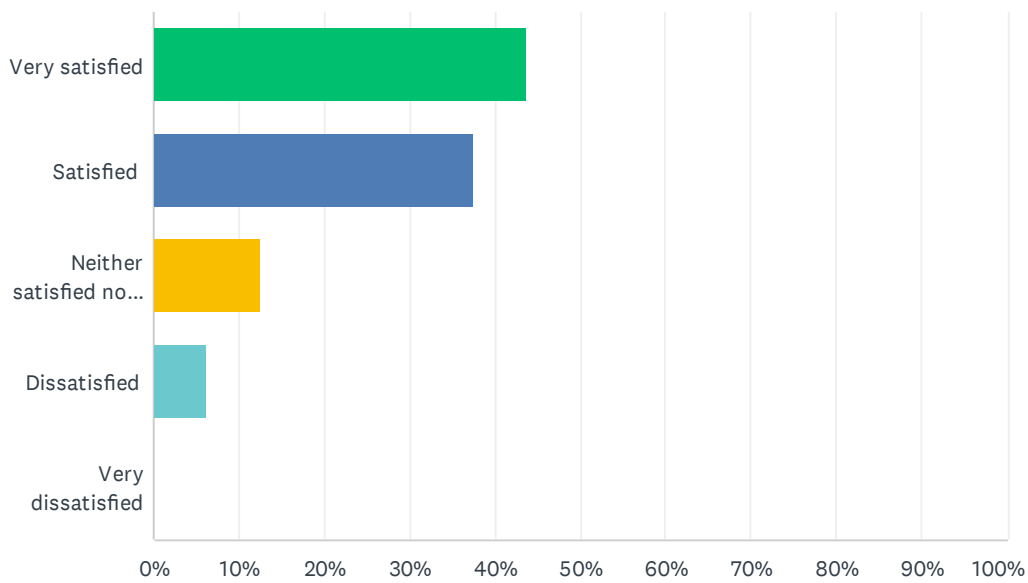
Answered: 16 Skipped: 0



| ANSWER CHOICES | RESPONSES | |
|------------------------------------|-----------|-----------|
| Very satisfied | 31.25% | 5 |
| Satisfied | 43.75% | 7 |
| Neither satisfied nor dissatisfied | 12.50% | 2 |
| Dissatisfied | 12.50% | 2 |
| Very dissatisfied | 0.00% | 0 |
| TOTAL | | 16 |

Q5 Importance of the counseling role within interprofessional practice.

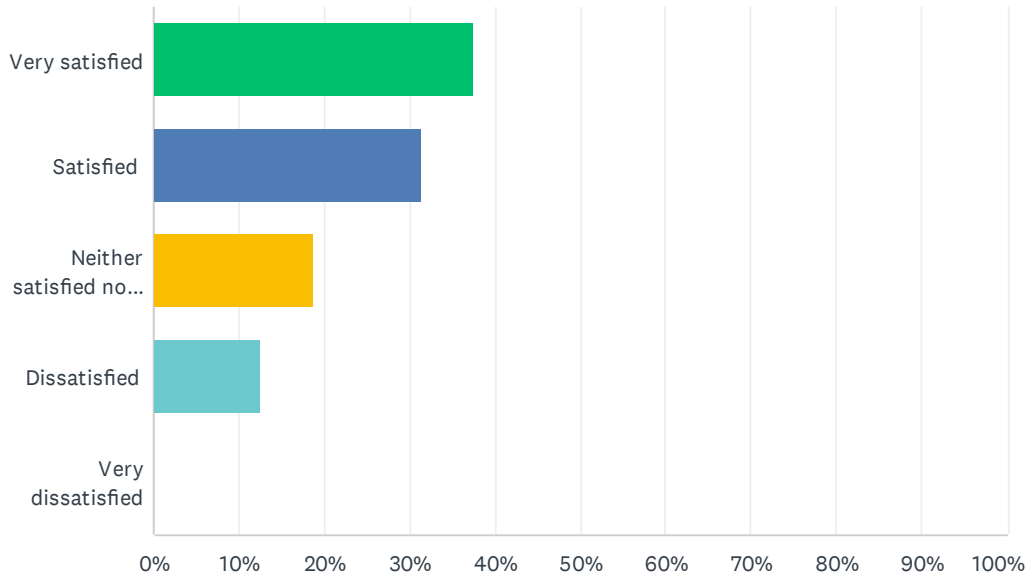
Answered: 16 Skipped: 0



| ANSWER CHOICES | RESPONSES | |
|------------------------------------|-----------|-----------|
| Very satisfied | 43.75% | 7 |
| Satisfied | 37.50% | 6 |
| Neither satisfied nor dissatisfied | 12.50% | 2 |
| Dissatisfied | 6.25% | 1 |
| Very dissatisfied | 0.00% | 0 |
| TOTAL | | 16 |

Q6 Psychological aspects of cognitive, mental, behavioral, and physical disabilities.

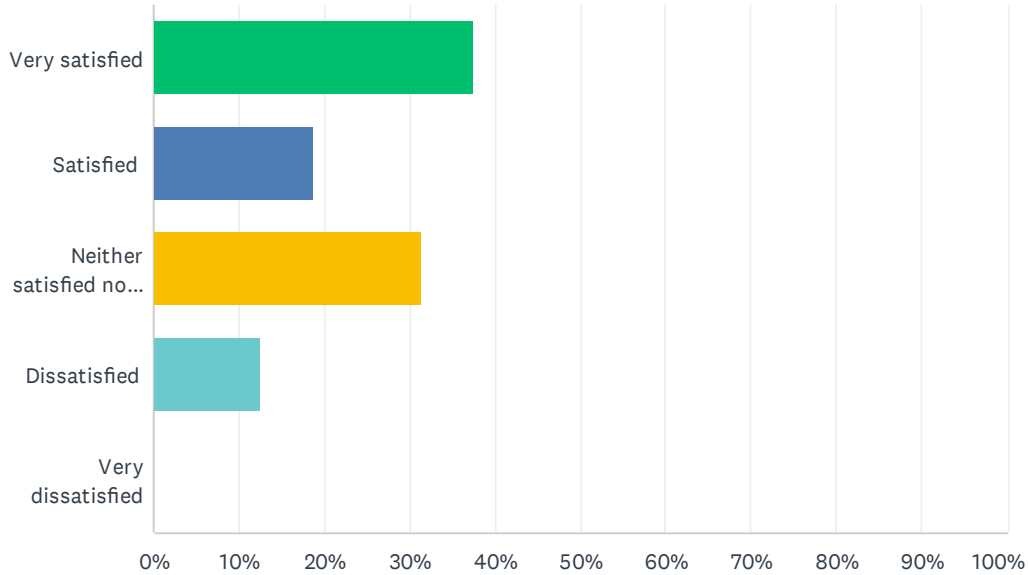
Answered: 16 Skipped: 0



| ANSWER CHOICES | RESPONSES | |
|------------------------------------|-----------|-----------|
| Very satisfied | 37.50% | 6 |
| Satisfied | 31.25% | 5 |
| Neither satisfied nor dissatisfied | 18.75% | 3 |
| Dissatisfied | 12.50% | 2 |
| Very dissatisfied | 0.00% | 0 |
| TOTAL | | 16 |

Q7 Medical aspects of cognitive, mental, behavioral, and physical disabilities.

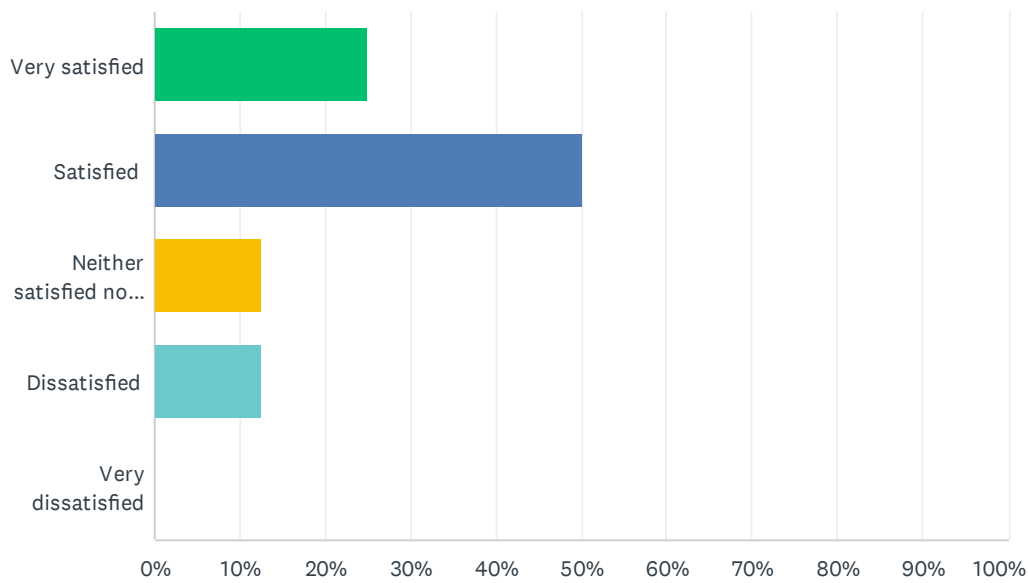
Answered: 16 Skipped: 0



| ANSWER CHOICES | RESPONSES | |
|------------------------------------|-----------|-----------|
| Very satisfied | 37.50% | 6 |
| Satisfied | 18.75% | 3 |
| Neither satisfied nor dissatisfied | 31.25% | 5 |
| Dissatisfied | 12.50% | 2 |
| Very dissatisfied | 0.00% | 0 |
| TOTAL | | 16 |

Q8 Use of community resources in treatment planning.

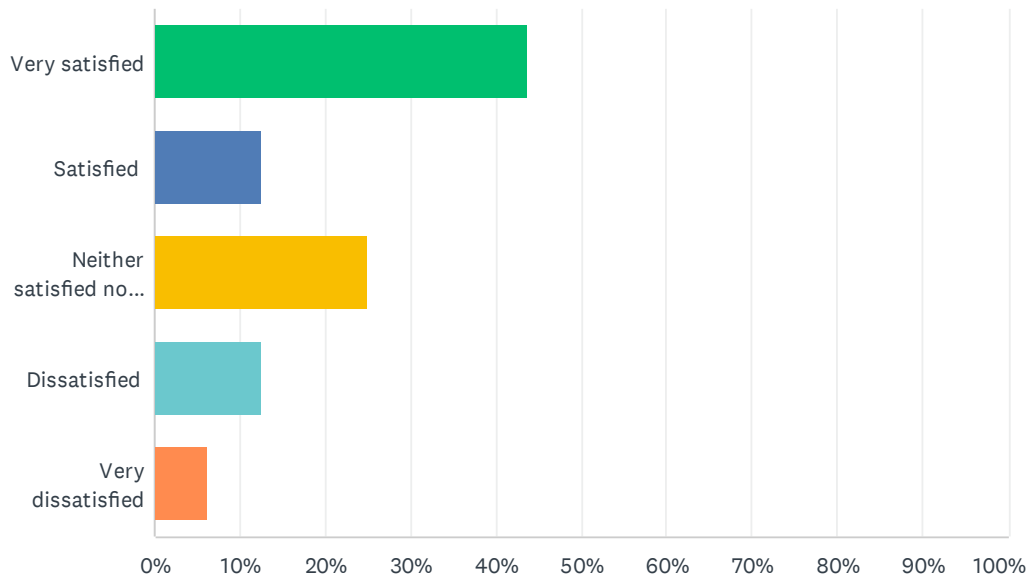
Answered: 16 Skipped: 0



| ANSWER CHOICES | RESPONSES | |
|------------------------------------|-----------|-----------|
| Very satisfied | 25.00% | 4 |
| Satisfied | 50.00% | 8 |
| Neither satisfied nor dissatisfied | 12.50% | 2 |
| Dissatisfied | 12.50% | 2 |
| Very dissatisfied | 0.00% | 0 |
| TOTAL | | 16 |

Q9 Practice in counseling theory.

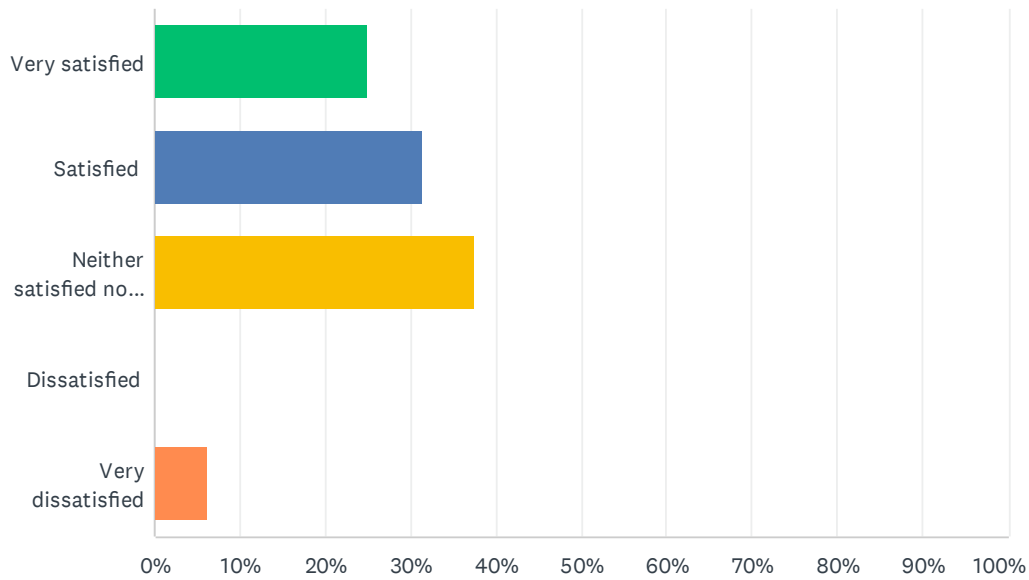
Answered: 16 Skipped: 0



| ANSWER CHOICES | RESPONSES | |
|------------------------------------|-----------|-----------|
| Very satisfied | 43.75% | 7 |
| Satisfied | 12.50% | 2 |
| Neither satisfied nor dissatisfied | 25.00% | 4 |
| Dissatisfied | 12.50% | 2 |
| Very dissatisfied | 6.25% | 1 |
| TOTAL | | 16 |

Q10 Practice in group theory.

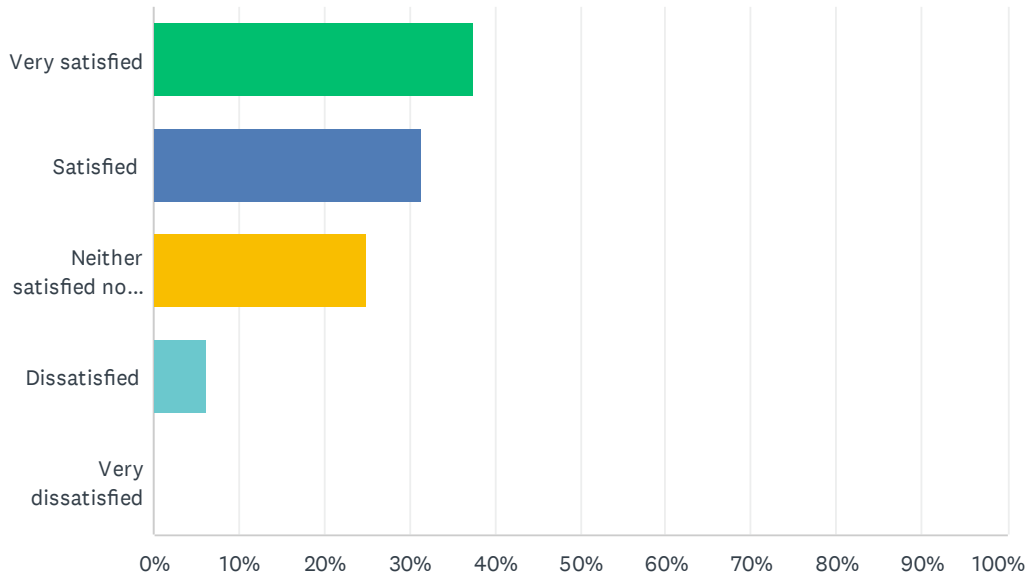
Answered: 16 Skipped: 0



| ANSWER CHOICES | RESPONSES | |
|------------------------------------|-----------|-----------|
| Very satisfied | 25.00% | 4 |
| Satisfied | 31.25% | 5 |
| Neither satisfied nor dissatisfied | 37.50% | 6 |
| Dissatisfied | 0.00% | 0 |
| Very dissatisfied | 6.25% | 1 |
| TOTAL | | 16 |

Q11 Exposure to working with a diverse clientele.

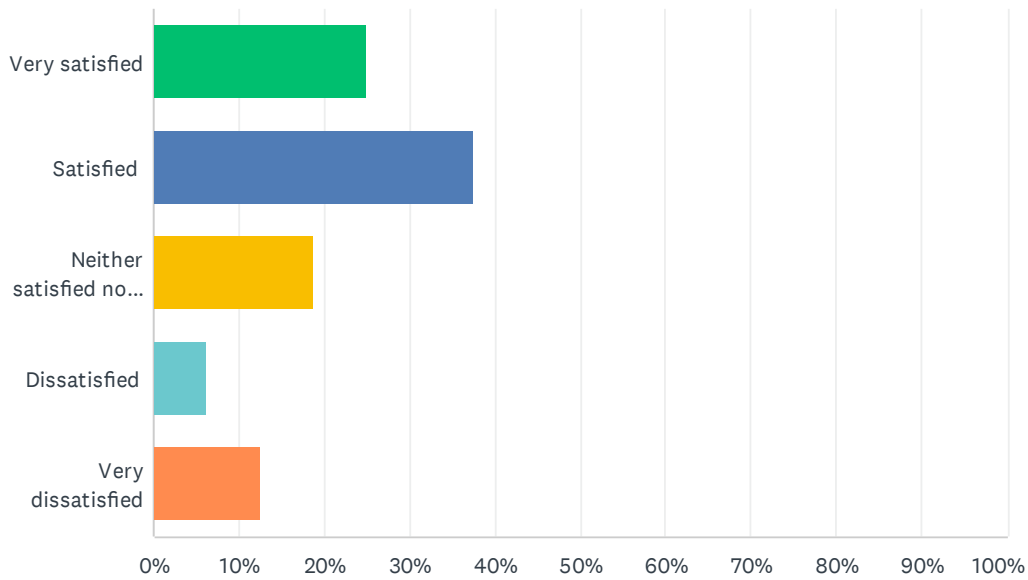
Answered: 16 Skipped: 0



| ANSWER CHOICES | RESPONSES | |
|------------------------------------|-----------|-----------|
| Very satisfied | 37.50% | 6 |
| Satisfied | 31.25% | 5 |
| Neither satisfied nor dissatisfied | 25.00% | 4 |
| Dissatisfied | 6.25% | 1 |
| Very dissatisfied | 0.00% | 0 |
| TOTAL | | 16 |

Q12 Practice in diagnosis and treatment planning

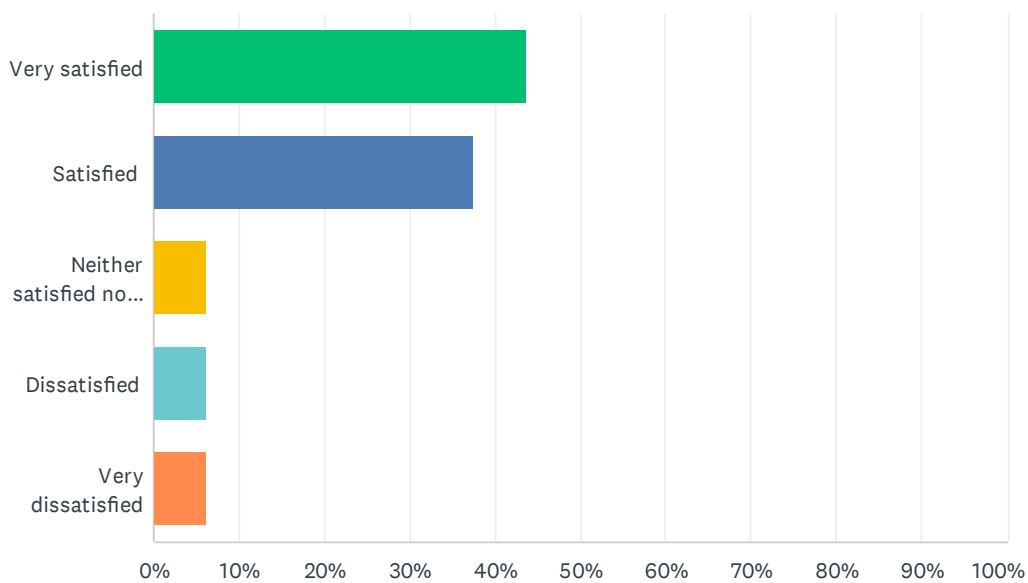
Answered: 16 Skipped: 0



| ANSWER CHOICES | RESPONSES | |
|------------------------------------|-----------|-----------|
| Very satisfied | 25.00% | 4 |
| Satisfied | 37.50% | 6 |
| Neither satisfied nor dissatisfied | 18.75% | 3 |
| Dissatisfied | 6.25% | 1 |
| Very dissatisfied | 12.50% | 2 |
| TOTAL | | 16 |

Q13 Practice in ethical decision-making for counselors.

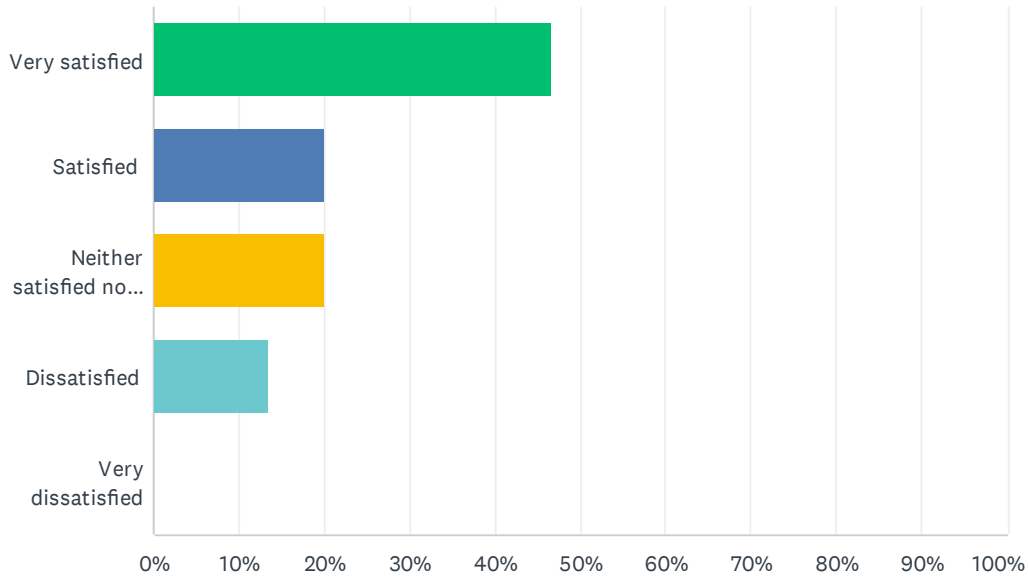
Answered: 16 Skipped: 0



| ANSWER CHOICES | RESPONSES | |
|------------------------------------|-----------|-----------|
| Very satisfied | 43.75% | 7 |
| Satisfied | 37.50% | 6 |
| Neither satisfied nor dissatisfied | 6.25% | 1 |
| Dissatisfied | 6.25% | 1 |
| Very dissatisfied | 6.25% | 1 |
| TOTAL | | 16 |

Q14 Multicultural techniques and effective strategies to support diverse clientele in counseling settings.

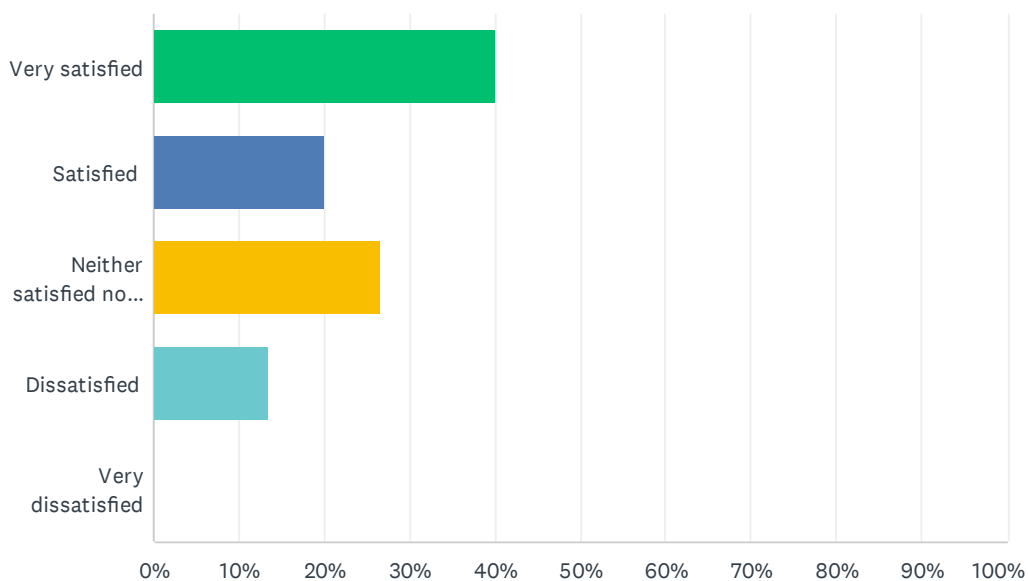
Answered: 15 Skipped: 1



| ANSWER CHOICES | RESPONSES | |
|------------------------------------|-----------|-----------|
| Very satisfied | 46.67% | 7 |
| Satisfied | 20.00% | 3 |
| Neither satisfied nor dissatisfied | 20.00% | 3 |
| Dissatisfied | 13.33% | 2 |
| Very dissatisfied | 0.00% | 0 |
| TOTAL | | 15 |

Q15 Developing a therapeutic relationship and dealing with resistance.

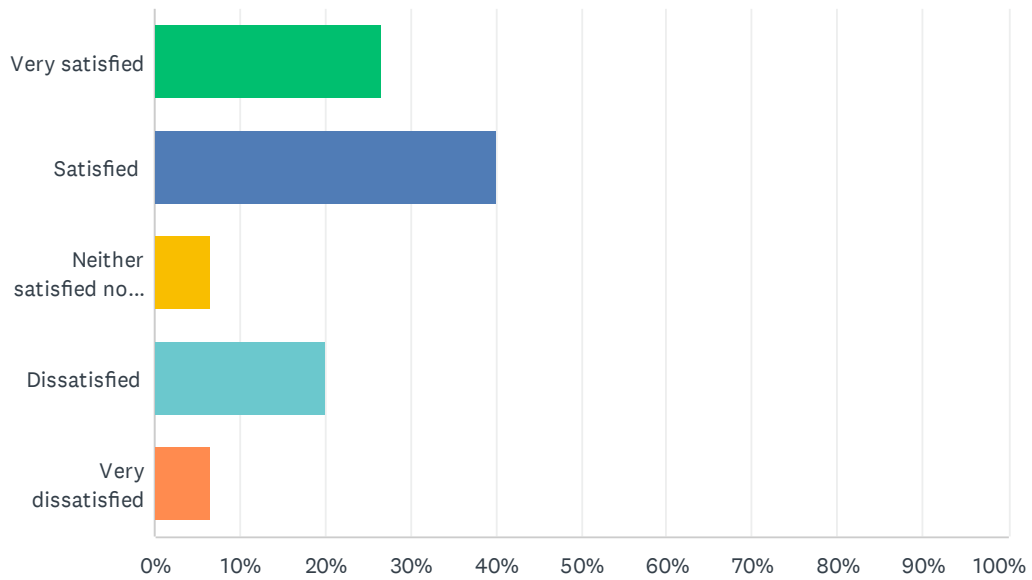
Answered: 15 Skipped: 1



| ANSWER CHOICES | RESPONSES | |
|------------------------------------|-----------|-----------|
| Very satisfied | 40.00% | 6 |
| Satisfied | 20.00% | 3 |
| Neither satisfied nor dissatisfied | 26.67% | 4 |
| Dissatisfied | 13.33% | 2 |
| Very dissatisfied | 0.00% | 0 |
| TOTAL | | 15 |

Q16 Diagnosis, diagnostic impressions and reporting.

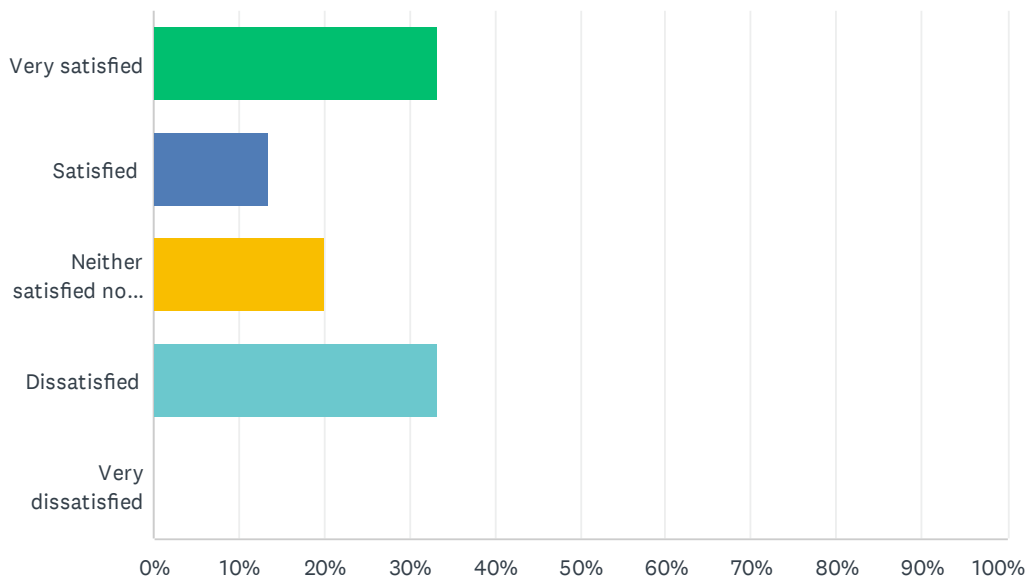
Answered: 15 Skipped: 1



| ANSWER CHOICES | RESPONSES | |
|------------------------------------|-----------|-----------|
| Very satisfied | 26.67% | 4 |
| Satisfied | 40.00% | 6 |
| Neither satisfied nor dissatisfied | 6.67% | 1 |
| Dissatisfied | 20.00% | 3 |
| Very dissatisfied | 6.67% | 1 |
| TOTAL | | 15 |

Q17 Community referral sources for children, adolescents, adults, and families.

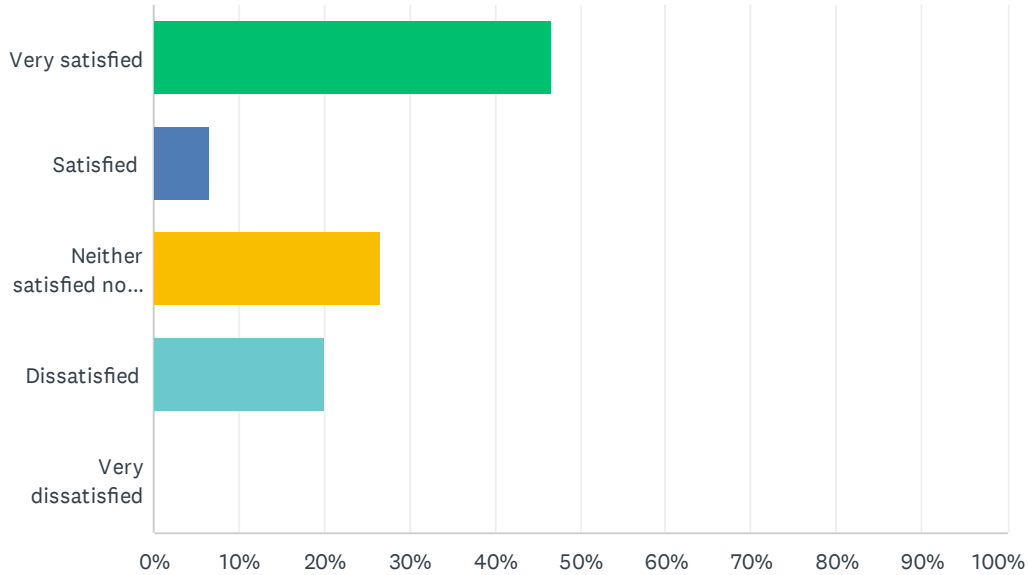
Answered: 15 Skipped: 1



| ANSWER CHOICES | RESPONSES | |
|------------------------------------|-----------|-----------|
| Very satisfied | 33.33% | 5 |
| Satisfied | 13.33% | 2 |
| Neither satisfied nor dissatisfied | 20.00% | 3 |
| Dissatisfied | 33.33% | 5 |
| Very dissatisfied | 0.00% | 0 |
| TOTAL | | 15 |

Q18 Identification of individualized strategies to resolve problems that impede the counseling process.

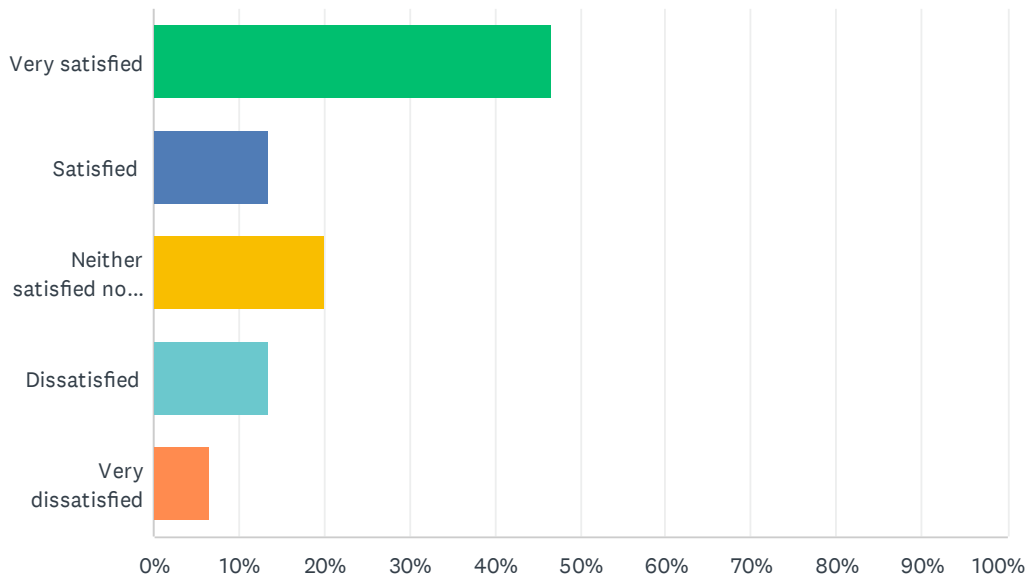
Answered: 15 Skipped: 1



| ANSWER CHOICES | RESPONSES | |
|------------------------------------|-----------|-----------|
| Very satisfied | 46.67% | 7 |
| Satisfied | 6.67% | 1 |
| Neither satisfied nor dissatisfied | 26.67% | 4 |
| Dissatisfied | 20.00% | 3 |
| Very dissatisfied | 0.00% | 0 |
| TOTAL | | 15 |

Q19 Development of individualized treatment goals and objectives.

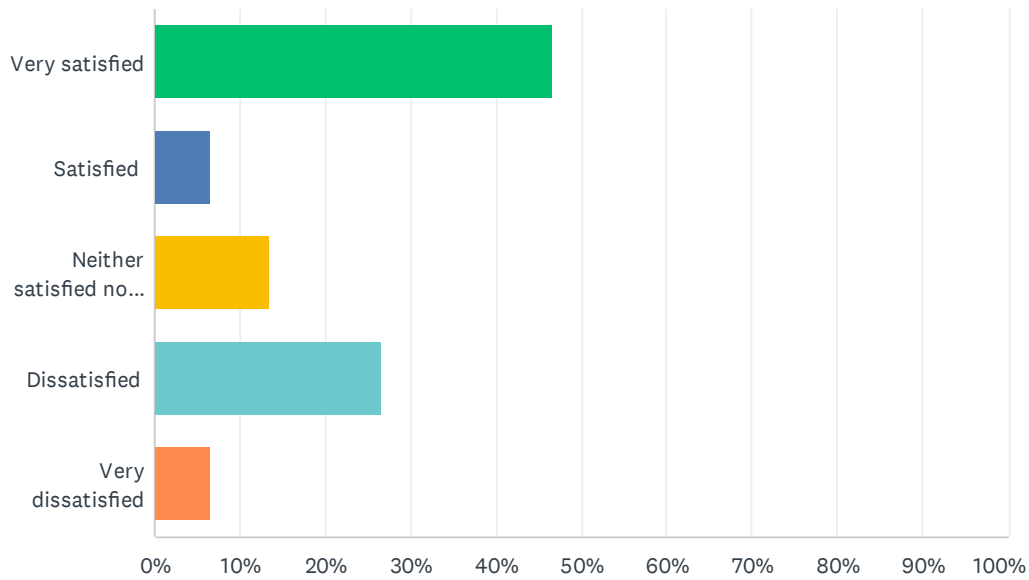
Answered: 15 Skipped: 1



| ANSWER CHOICES | RESPONSES | |
|------------------------------------|-----------|-----------|
| Very satisfied | 46.67% | 7 |
| Satisfied | 13.33% | 2 |
| Neither satisfied nor dissatisfied | 20.00% | 3 |
| Dissatisfied | 13.33% | 2 |
| Very dissatisfied | 6.67% | 1 |
| TOTAL | | 15 |

Q20 Report writing and file documentation including the use of technology.

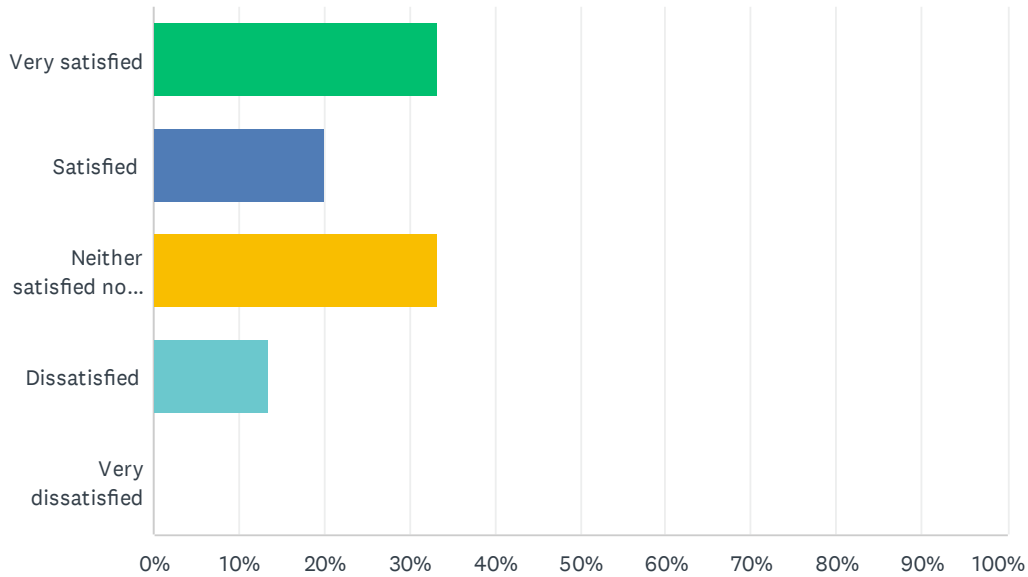
Answered: 15 Skipped: 1



| ANSWER CHOICES | RESPONSES | |
|------------------------------------|-----------|-----------|
| Very satisfied | 46.67% | 7 |
| Satisfied | 6.67% | 1 |
| Neither satisfied nor dissatisfied | 13.33% | 2 |
| Dissatisfied | 26.67% | 4 |
| Very dissatisfied | 6.67% | 1 |
| TOTAL | | 15 |

Q21 Identification of individual strategies to resolve problems that impede the counseling process

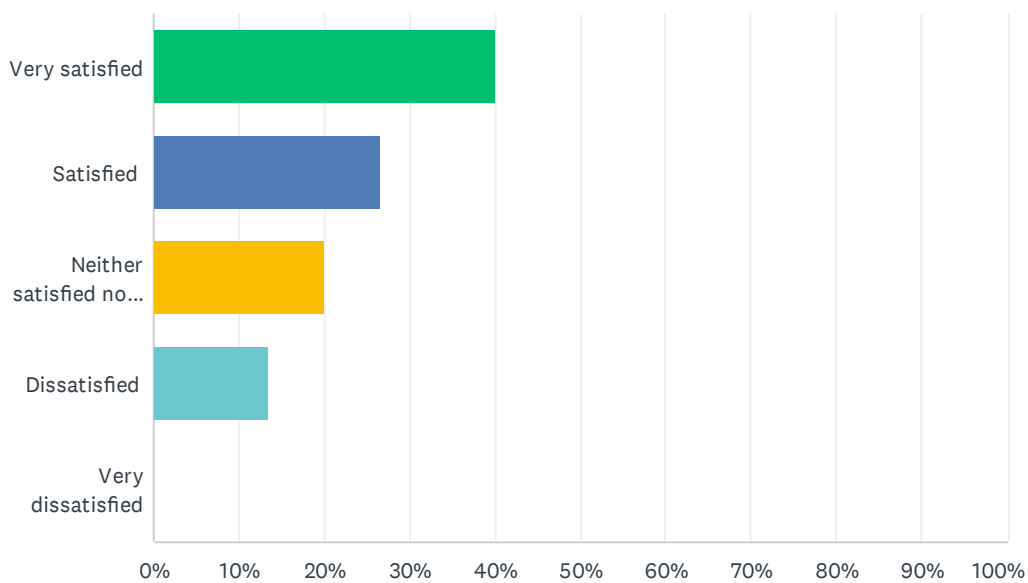
Answered: 15 Skipped: 1



| ANSWER CHOICES | RESPONSES | |
|------------------------------------|-----------|-----------|
| Very satisfied | 33.33% | 5 |
| Satisfied | 20.00% | 3 |
| Neither satisfied nor dissatisfied | 33.33% | 5 |
| Dissatisfied | 13.33% | 2 |
| Very dissatisfied | 0.00% | 0 |
| TOTAL | | 15 |

Q22 Psychoeducational group leadership skills.

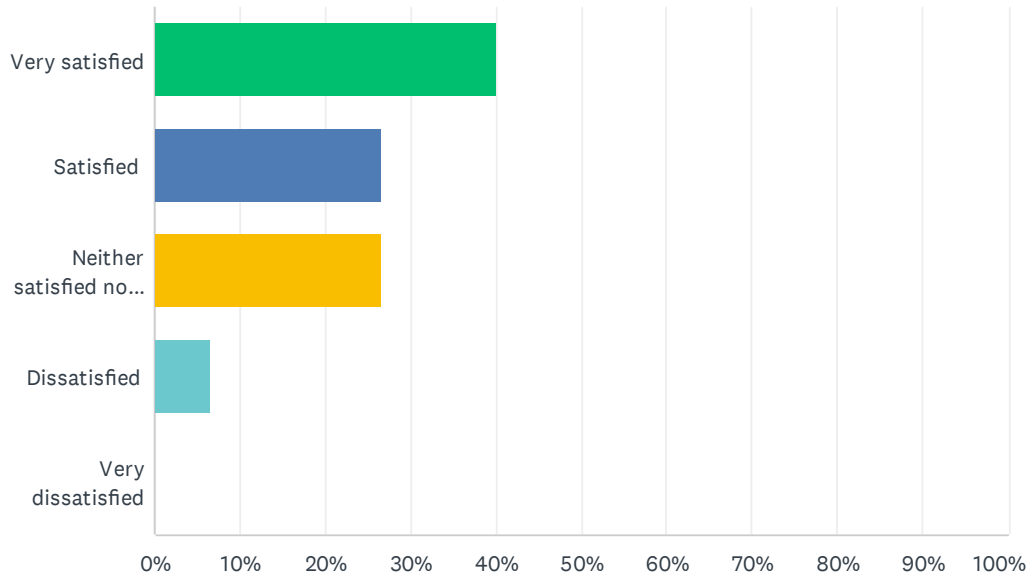
Answered: 15 Skipped: 1



| ANSWER CHOICES | RESPONSES | |
|------------------------------------|-----------|-----------|
| Very satisfied | 40.00% | 6 |
| Satisfied | 26.67% | 4 |
| Neither satisfied nor dissatisfied | 20.00% | 3 |
| Dissatisfied | 13.33% | 2 |
| Very dissatisfied | 0.00% | 0 |
| TOTAL | | 15 |

Q23 Counseling theory including mental health, family, career, and substance use theories.

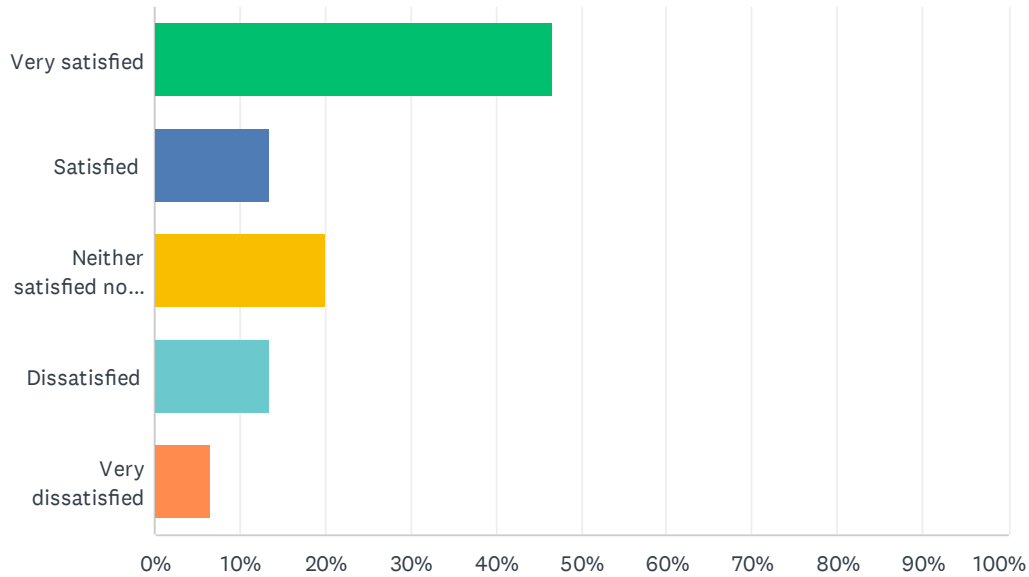
Answered: 15 Skipped: 1



| ANSWER CHOICES | RESPONSES | |
|------------------------------------|-----------|-----------|
| Very satisfied | 40.00% | 6 |
| Satisfied | 26.67% | 4 |
| Neither satisfied nor dissatisfied | 26.67% | 4 |
| Dissatisfied | 6.67% | 1 |
| Very dissatisfied | 0.00% | 0 |
| TOTAL | | 15 |

Q24 Interpretation of research to critically appraise scholarly literature related to counseling.

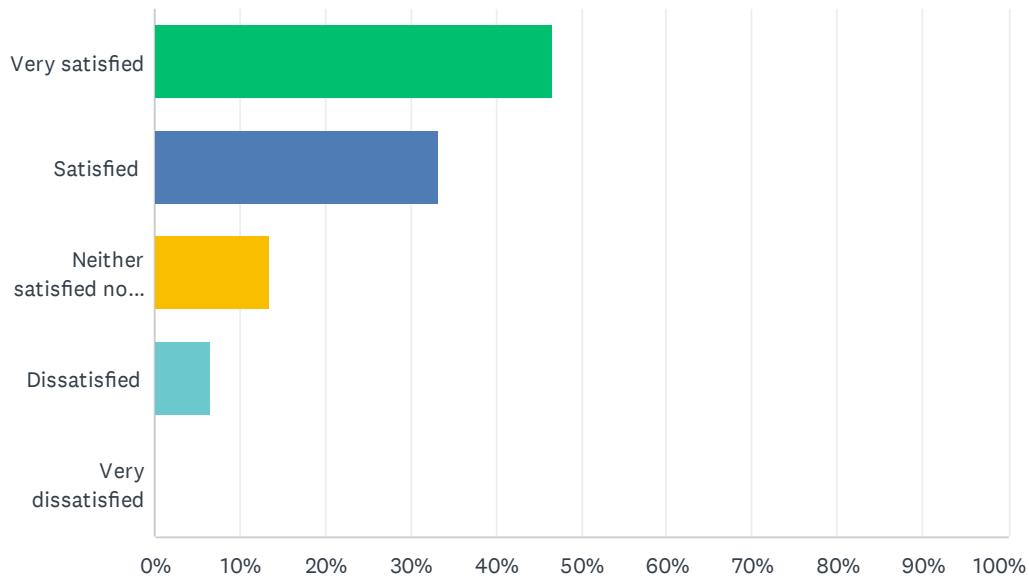
Answered: 15 Skipped: 1



| ANSWER CHOICES | RESPONSES | |
|------------------------------------|-----------|-----------|
| Very satisfied | 46.67% | 7 |
| Satisfied | 13.33% | 2 |
| Neither satisfied nor dissatisfied | 20.00% | 3 |
| Dissatisfied | 13.33% | 2 |
| Very dissatisfied | 6.67% | 1 |
| TOTAL | | 15 |

Q25 Self-care and strategies for counselors.

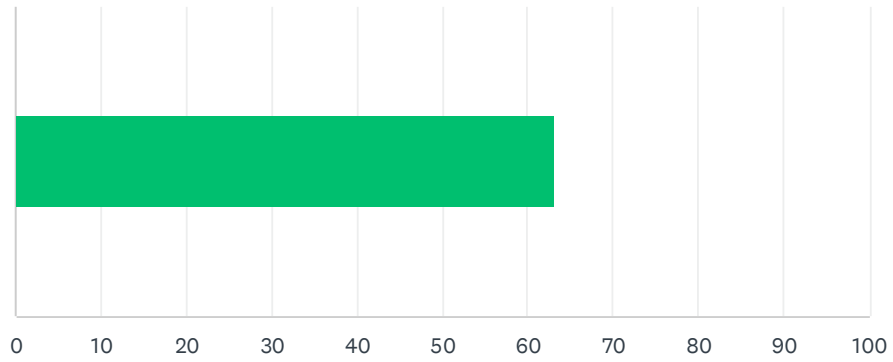
Answered: 15 Skipped: 1



| ANSWER CHOICES | RESPONSES | |
|------------------------------------|-----------|-----------|
| Very satisfied | 46.67% | 7 |
| Satisfied | 33.33% | 5 |
| Neither satisfied nor dissatisfied | 13.33% | 2 |
| Dissatisfied | 6.67% | 1 |
| Very dissatisfied | 0.00% | 0 |
| TOTAL | | 15 |

Q26 Practicum preparation

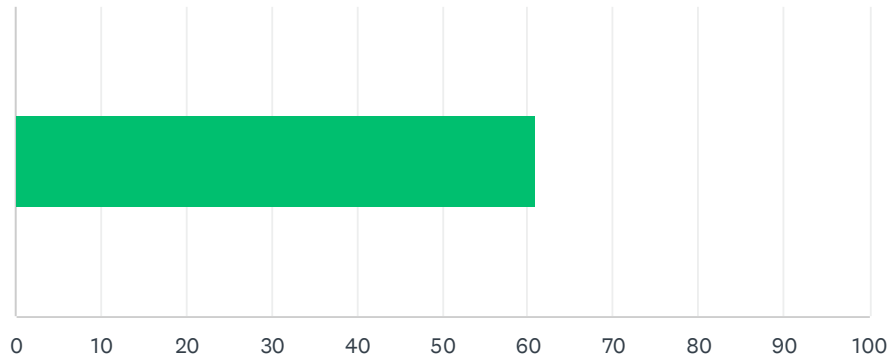
Answered: 13 Skipped: 3



| ANSWER CHOICES | AVERAGE NUMBER | TOTAL NUMBER | RESPONSES |
|-----------------------|----------------|--------------|-----------|
| | 63 | 820 | 13 |
| Total Respondents: 13 | | | |

Q27 Internship preparation

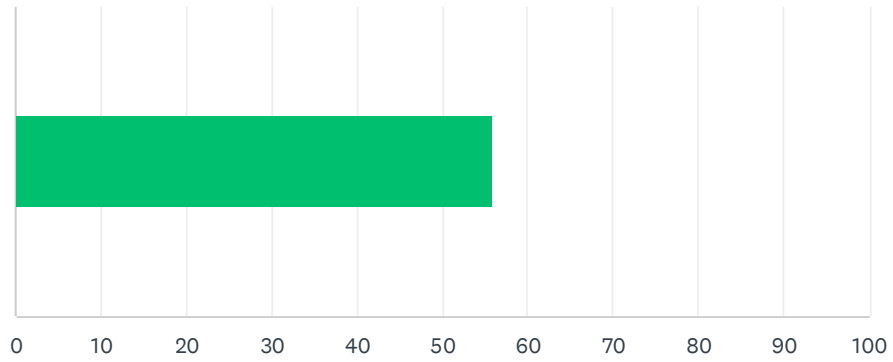
Answered: 13 Skipped: 3



| ANSWER CHOICES | AVERAGE NUMBER | TOTAL NUMBER | RESPONSES |
|-----------------------|----------------|--------------|-----------|
| | 61 | 793 | 13 |
| Total Respondents: 13 | | | |

Q28 Practicum experience

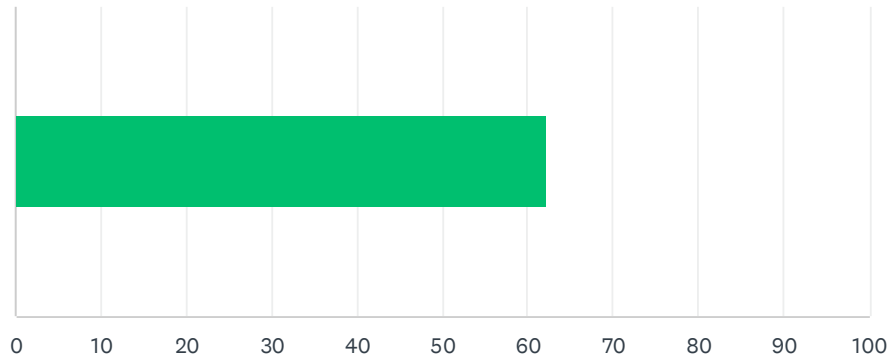
Answered: 12 Skipped: 4



| ANSWER CHOICES | AVERAGE NUMBER | TOTAL NUMBER | RESPONSES |
|-----------------------|----------------|--------------|-----------|
| | 56 | 671 | 12 |
| Total Respondents: 12 | | | |

Q29 Internship experience

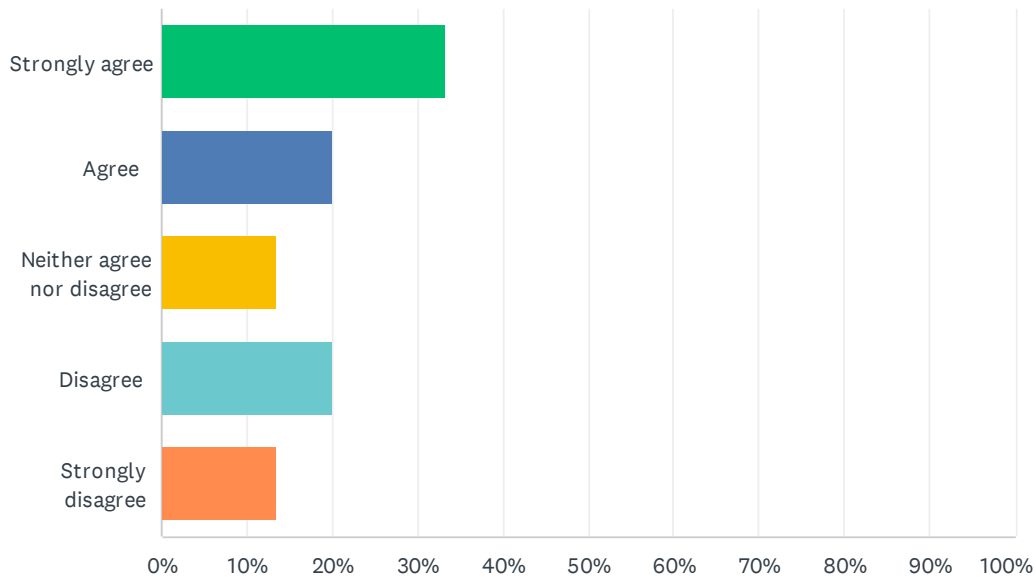
Answered: 11 Skipped: 5



| ANSWER CHOICES | AVERAGE NUMBER | TOTAL NUMBER | RESPONSES |
|-----------------------|----------------|--------------|-----------|
| | 62 | 685 | 11 |
| Total Respondents: 11 | | | |

Q30 Well-prepared to apply evidence-based counseling theories in the counseling milieu according to the client's needs.

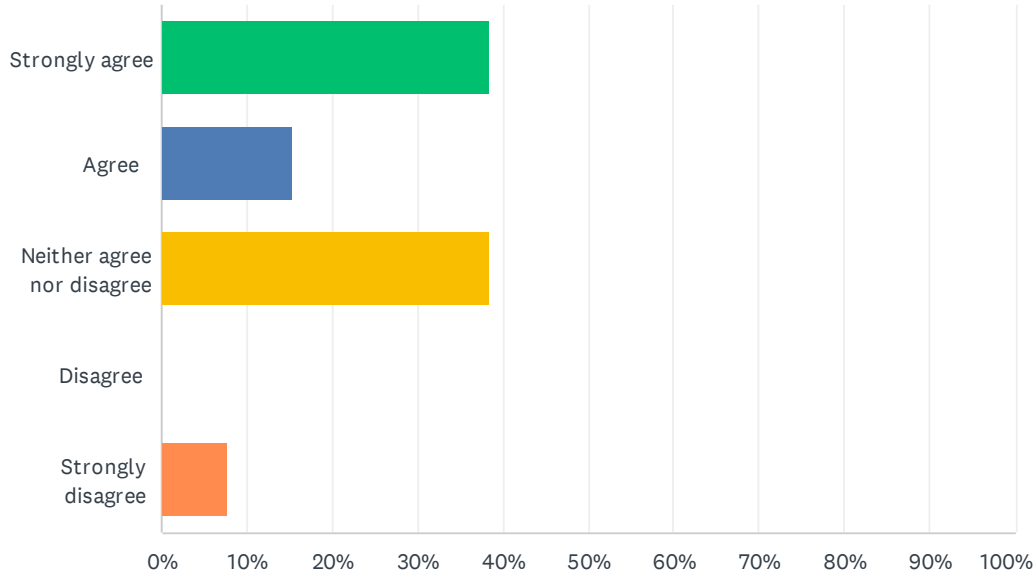
Answered: 15 Skipped: 1



| ANSWER CHOICES | RESPONSES | |
|----------------------------|-----------|-----------|
| Strongly agree | 33.33% | 5 |
| Agree | 20.00% | 3 |
| Neither agree nor disagree | 13.33% | 2 |
| Disagree | 20.00% | 3 |
| Strongly disagree | 13.33% | 2 |
| TOTAL | | 15 |

Q31 Do you feel that your practicum and internship experiences are/were well supervised

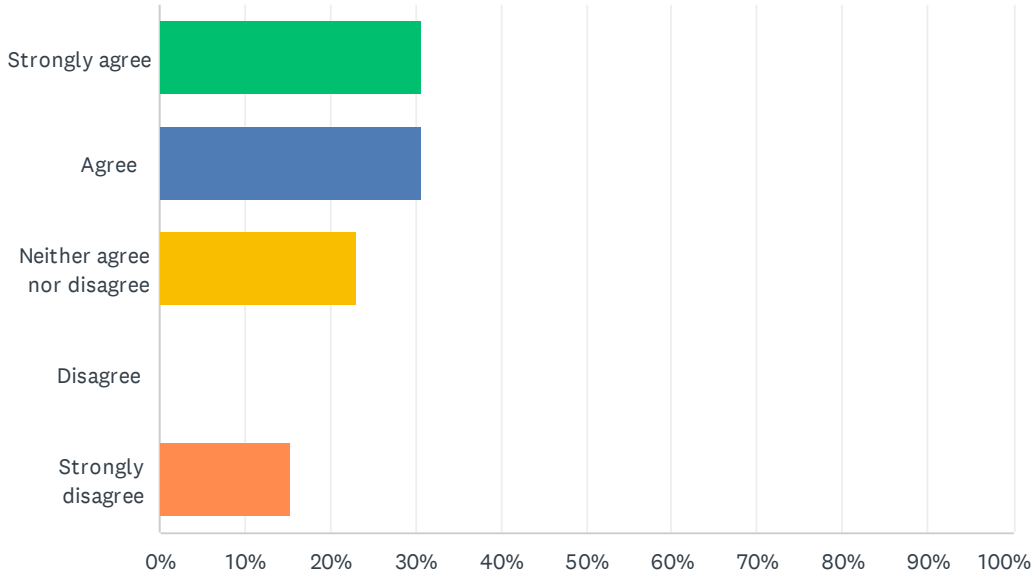
Answered: 13 Skipped: 3



| ANSWER CHOICES | RESPONSES | |
|----------------------------|-----------|-----------|
| Strongly agree | 38.46% | 5 |
| Agree | 15.38% | 2 |
| Neither agree nor disagree | 38.46% | 5 |
| Disagree | 0.00% | 0 |
| Strongly disagree | 7.69% | 1 |
| TOTAL | | 13 |

Q32 Do you feel that your practicum and internship experiences contributed to your growth as a counselor

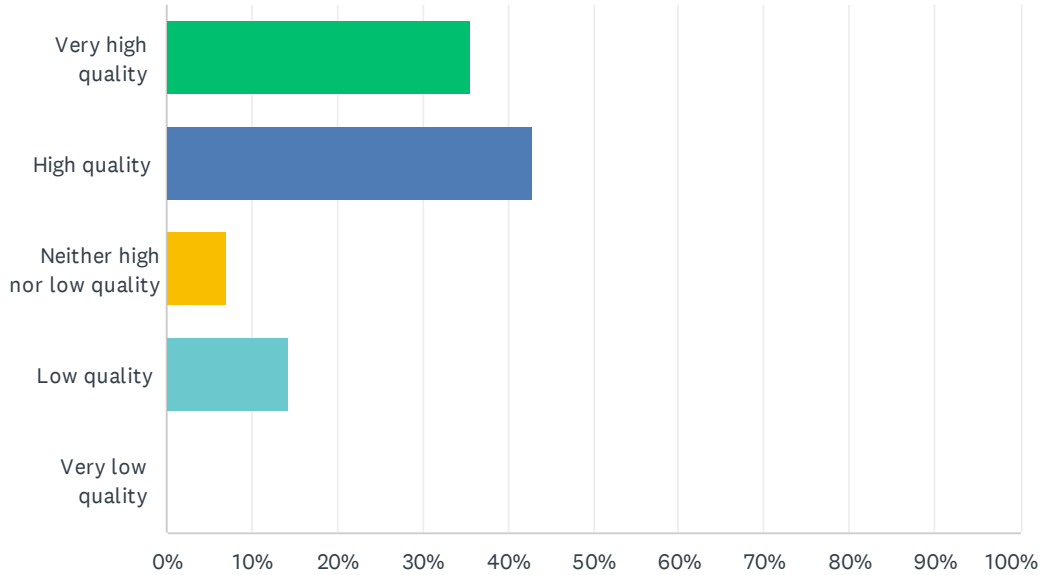
Answered: 13 Skipped: 3



| ANSWER CHOICES | RESPONSES | |
|----------------------------|-----------|-----------|
| Strongly agree | 30.77% | 4 |
| Agree | 30.77% | 4 |
| Neither agree nor disagree | 23.08% | 3 |
| Disagree | 0.00% | 0 |
| Strongly disagree | 15.38% | 2 |
| TOTAL | | 13 |

Q33 How would you evaluate the overall academic experience you had with your professors in our university program?

Answered: 14 Skipped: 2



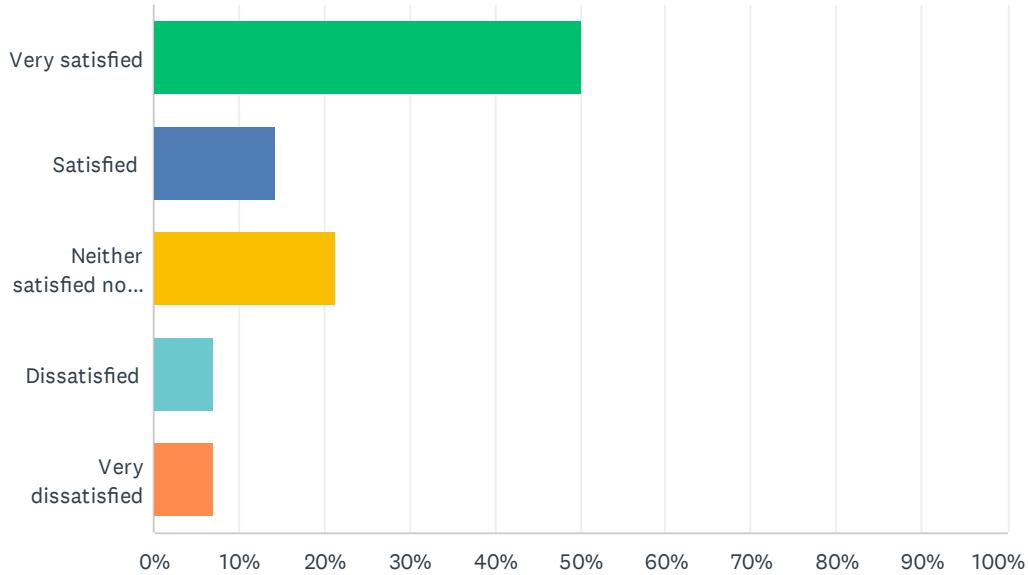
| ANSWER CHOICES | RESPONSES | |
|------------------------------|-----------|-----------|
| Very high quality | 35.71% | 5 |
| High quality | 42.86% | 6 |
| Neither high nor low quality | 7.14% | 1 |
| Low quality | 14.29% | 2 |
| Very low quality | 0.00% | 0 |
| TOTAL | | 14 |

Q34 Please provide comments on the CARE program's strengths and areas for improvement.

Answered: 14 Skipped: 2

Q35 Assist consumers in identifying potential fiscal resources to obtain needed services

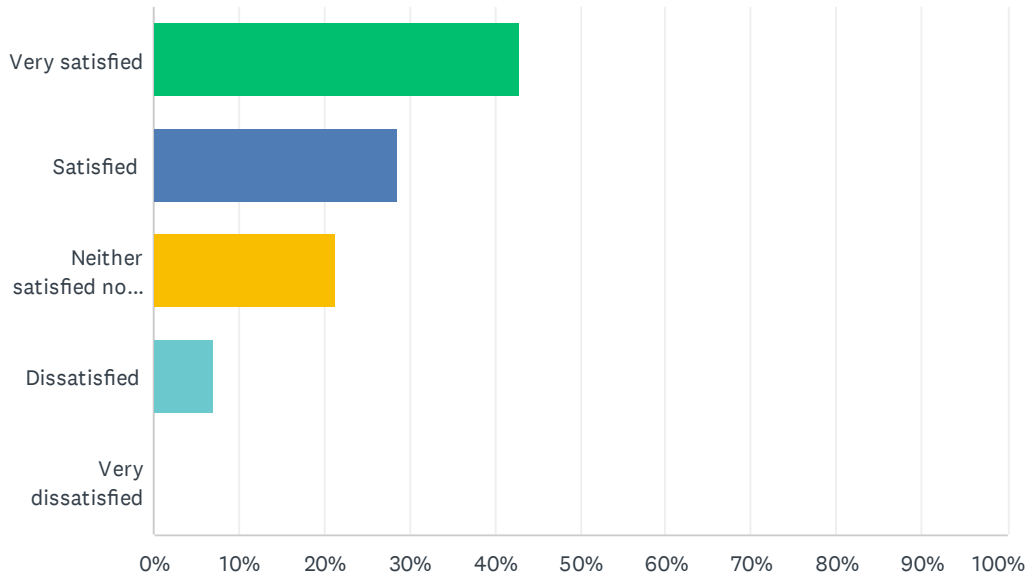
Answered: 14 Skipped: 2



| ANSWER CHOICES | RESPONSES | |
|------------------------------------|-----------|-----------|
| Very satisfied | 50.00% | 7 |
| Satisfied | 14.29% | 2 |
| Neither satisfied nor dissatisfied | 21.43% | 3 |
| Dissatisfied | 7.14% | 1 |
| Very dissatisfied | 7.14% | 1 |
| TOTAL | | 14 |

Q36 Assess for self-harm or harm to others

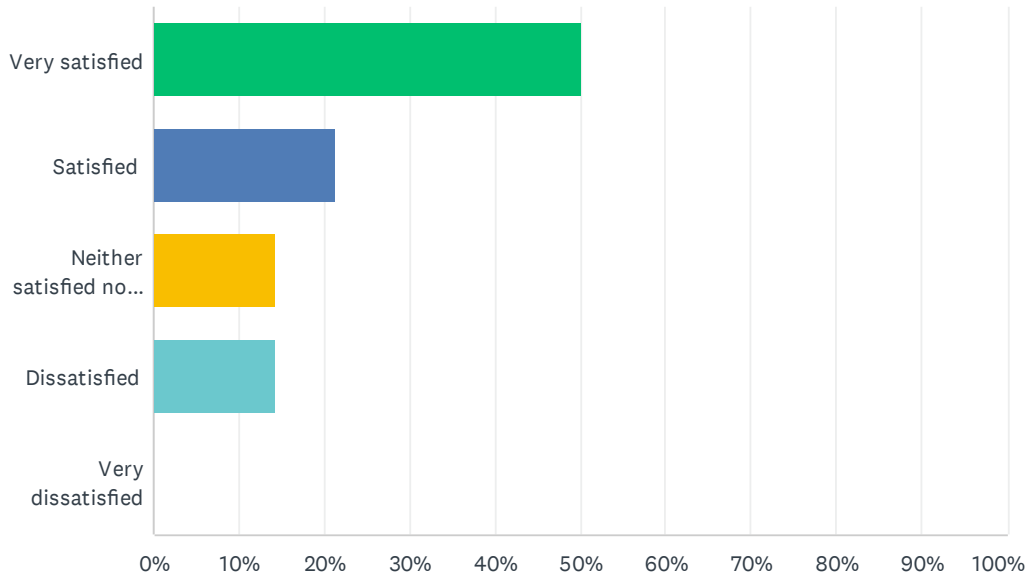
Answered: 14 Skipped: 2



| ANSWER CHOICES | RESPONSES | |
|------------------------------------|-----------|-----------|
| Very satisfied | 42.86% | 6 |
| Satisfied | 28.57% | 4 |
| Neither satisfied nor dissatisfied | 21.43% | 3 |
| Dissatisfied | 7.14% | 1 |
| Very dissatisfied | 0.00% | 0 |
| TOTAL | | 14 |

Q37 Appropriate use and interpretation of assessment and diagnostic tools used in counseling, for use across cultures, gender, age, and ability.

Answered: 14 Skipped: 2



| ANSWER CHOICES | RESPONSES | |
|------------------------------------|-----------|-----------|
| Very satisfied | 50.00% | 7 |
| Satisfied | 21.43% | 3 |
| Neither satisfied nor dissatisfied | 14.29% | 2 |
| Dissatisfied | 14.29% | 2 |
| Very dissatisfied | 0.00% | 0 |
| TOTAL | | 14 |